

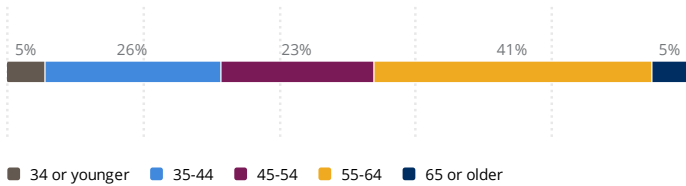


## Identity Demographics and Academic Characteristics

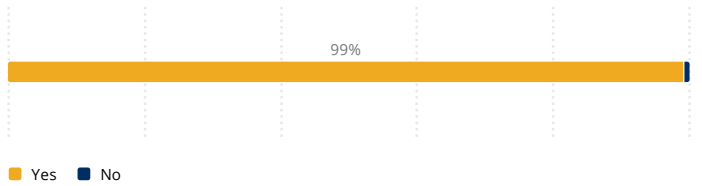
This page displays feature identity demographic (#45-49) and the academic characteristics for faculty (#36-44)

### Faculty Identity Demographics

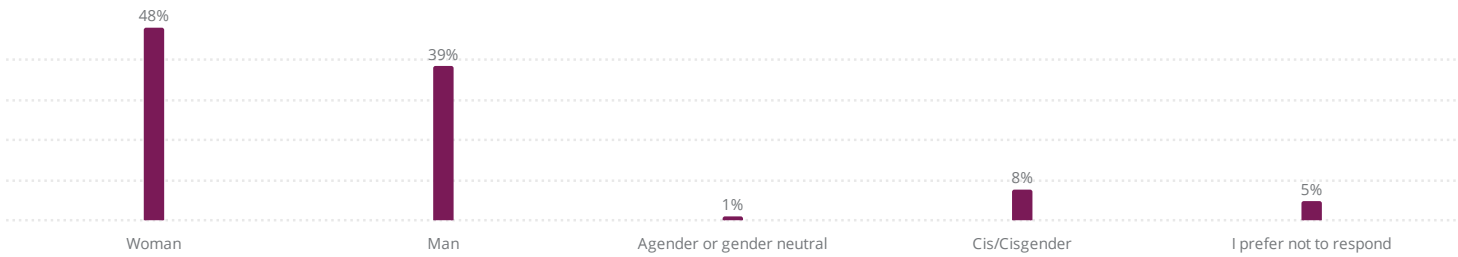
Enter your year of birth (1965, etc.): ⓘ



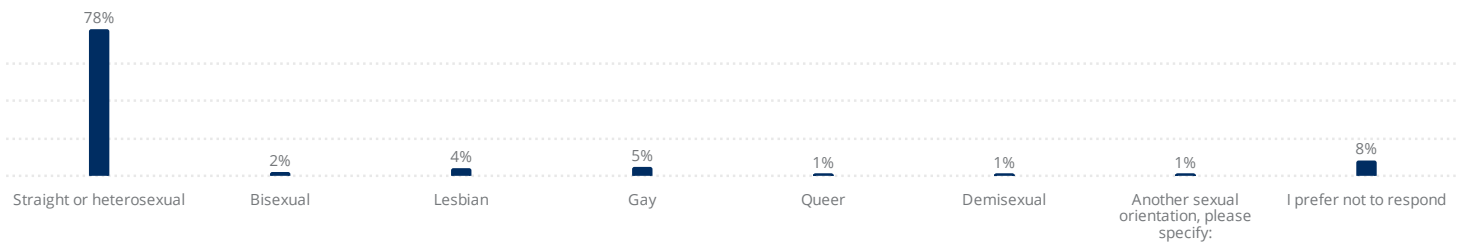
Are you a U.S. citizen or permanent resident? 98 ⓘ



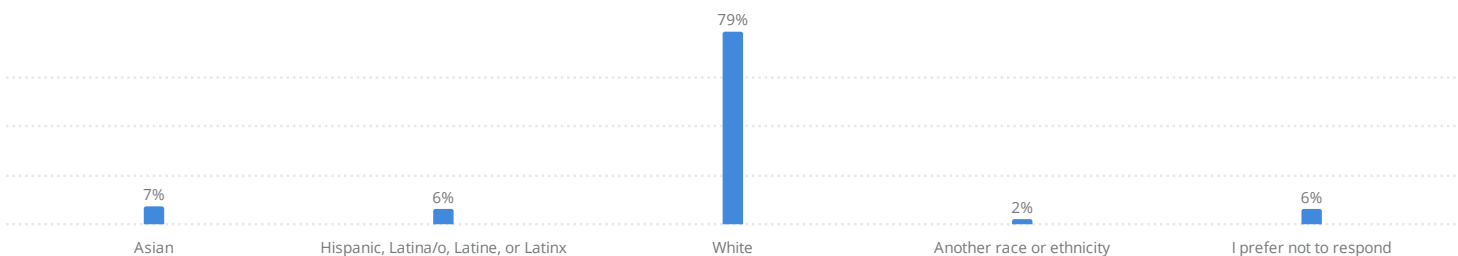
How would you describe your gender identity? (Select all that apply.) 98 ⓘ



How would you describe your sexual orientation? (Select all that apply.) 98 ⓘ

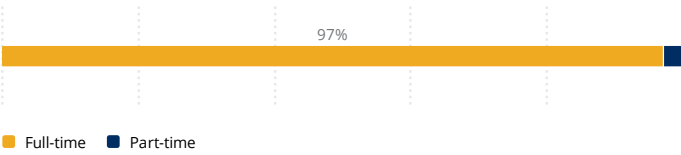


How would you describe yourself? (Select all that apply.) 97 ⓘ

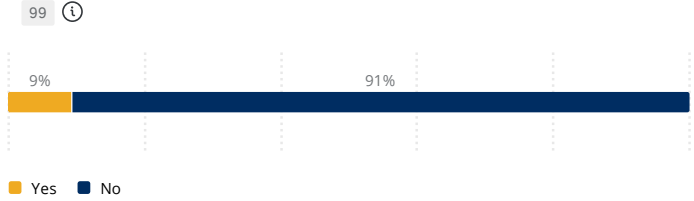


### Faculty Academic Characteristics

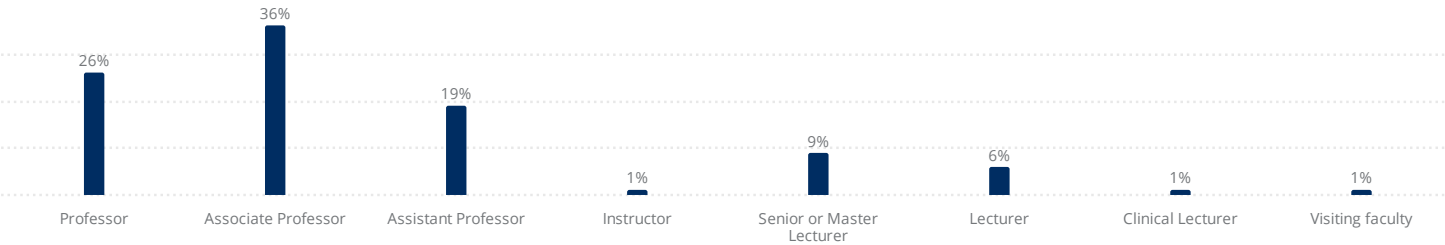
During this academic term, does your institution consider you to be employed full-time or part-time? 99 ⓘ



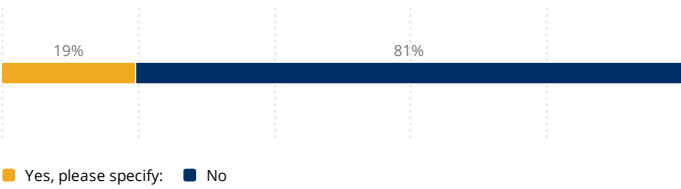
Does your institution consider you to be an adjunct faculty member? 99 ⓘ



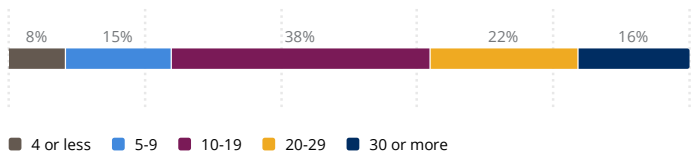
Which of the following best describes your academic rank or title? 99 ⓘ



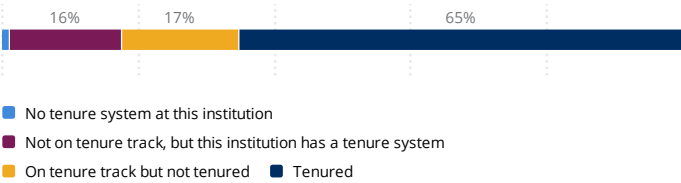
Do you hold an administrative position? 98 ⓘ



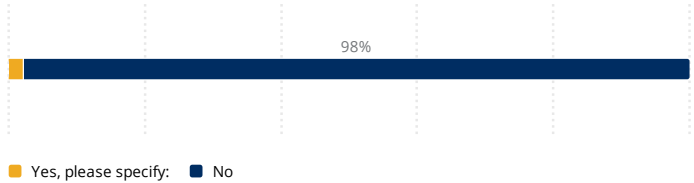
Enter the year that you began teaching at any college or university (1995, etc.) ⓘ



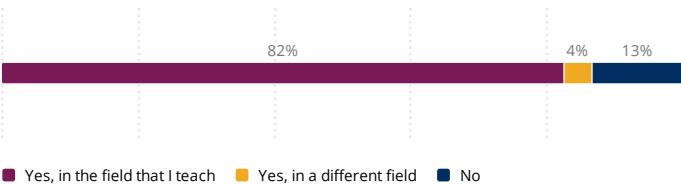
What is your current tenure status? 98 ⓘ



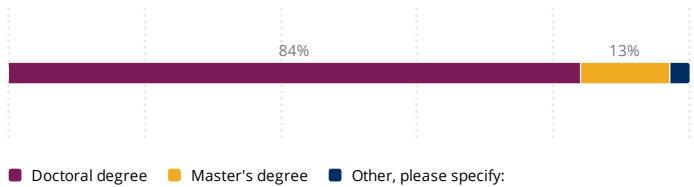
Are you currently working towards a degree? 97 ⓘ



Do you hold a terminal degree (the highest degree awarded)? 97 ⓘ



What is the highest degree you have earned? 99 ⓘ



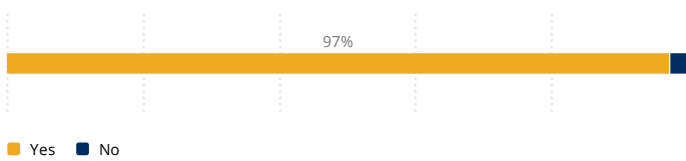


## Course Characteristics and Teaching Load

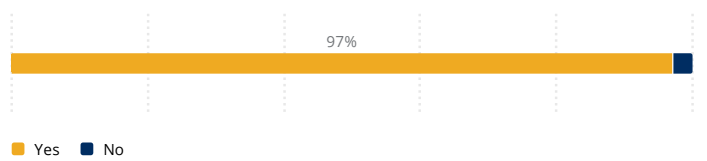
This page displays feature course characteristics and faculty's teaching load (#9, #14-18, #22, #32-35)

Please answer the following questions based on *one particular undergraduate course section* you are teaching or have taught during the current school year.

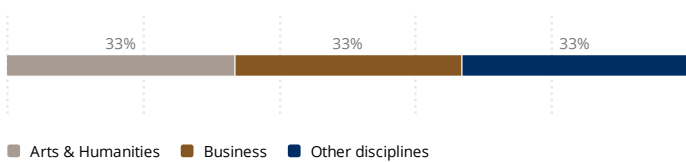
During the current school year, have you taught an undergraduate course? 109 ⓘ



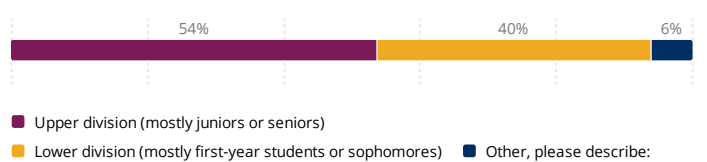
Is your selected course section in the same academic discipline as your appointment? 98 ⓘ



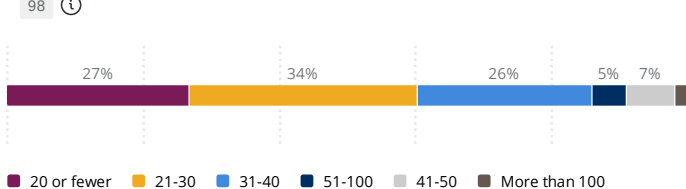
What is the general academic discipline of your selected course section? 3 ⓘ



What is the class level of most students in your selected course section? 97 ⓘ



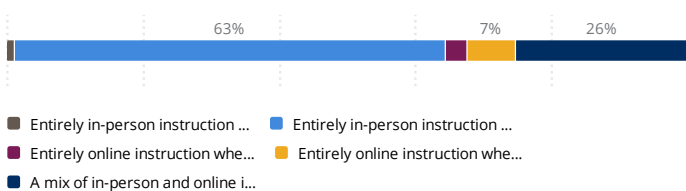
Estimate the total number of students in your selected course section. 98 ⓘ



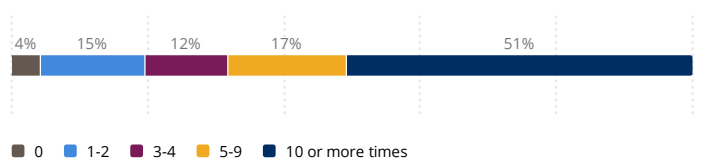
Does your selected course section fulfill a general education requirement on your campus? 98 ⓘ



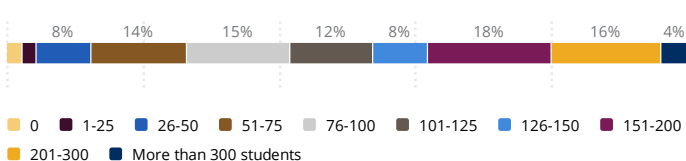
In what format do you teach your selected course section? 98 ⓘ



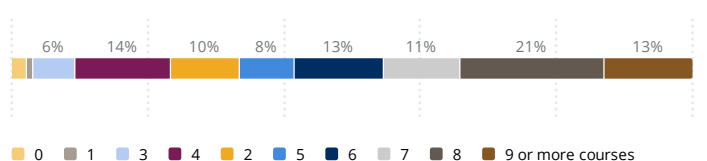
Prior to the current school year, about how many times have you taught your selected course? 98 ⓘ



Estimate the total number of undergraduate students you have taught during the current school year. 99 ⓘ



Enter the total number of undergraduate courses you have taught or are scheduled to teach during the current school year. 99 ⓘ



Enter the total number of graduate courses you have taught or are scheduled to teach during the current school year. 99 ⓘ

