



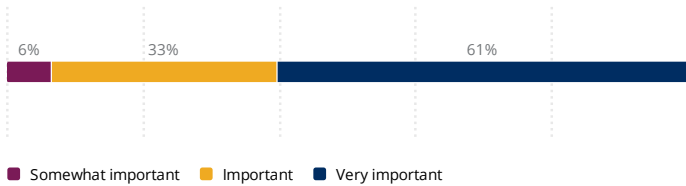
Quality of Interactions, Supportive Environment

This page displays feature findings for how important faculty think it is that their institutions increase their emphasis on the supportive environment (#2b-g) and their perception of the quality of student interactions with people at their institutions (#4).

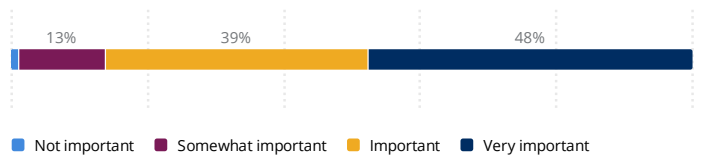
How important is it to you that your institution increase its emphasis on each of the following?

Response options: Very important, Important, Somewhat important, Not important

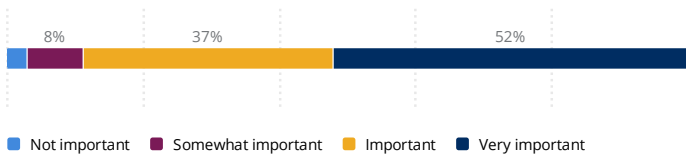
Providing support to help students succeed academically 109 ⓘ



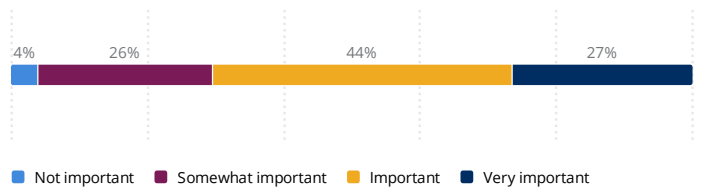
Students using learning support services (tutoring services, writing center, etc.) 109 ⓘ



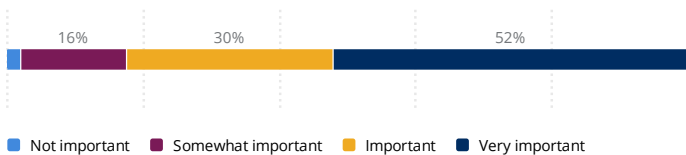
Encouraging contact among students from different backgrounds (social, racial/ethnic, religious, etc.) 109 ⓘ



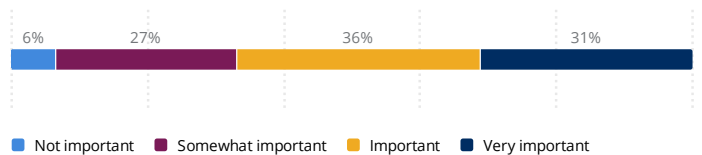
Providing opportunities for students to be involved socially 109 ⓘ



Providing support for students' overall well-being (recreation, health care, counseling, etc.) 109 ⓘ



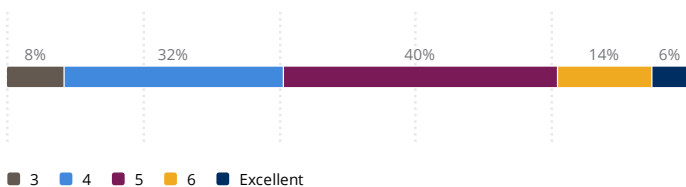
Helping students manage their non-academic responsibilities (work, family, etc.) 109 ⓘ



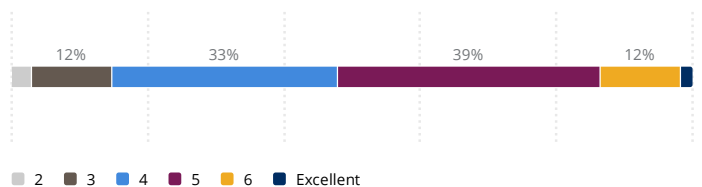
Indicate your perception of the quality of student interactions with the following people at your institution.

Response options: Seven-point scale: Poor to Excellent

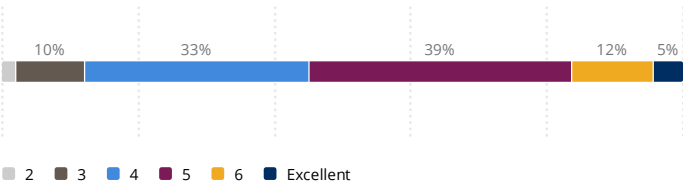
Other students 109 ⓘ



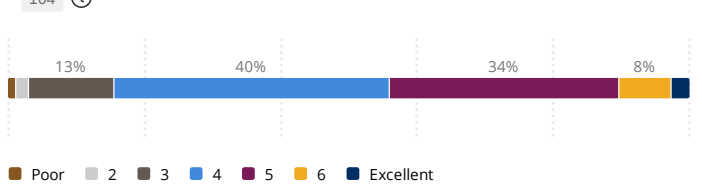
Academic advisors 109 ⓘ



Faculty 109 ⓘ



Student services staff (career services, student activities, housing, etc.) 104 ⓘ



Other administrative staff and offices (registrar, financial aid, etc.) 104 ⓘ

